








Storydice

Create your own personal storydice to help you practice your improv storytelling and scenario building skills.

First you will need to populate your dice with some symbols that will be your story prompts. Each dice should stick to one general theme. I also recommend drawing a simple symbol or gluing on some icons rather than writing words.

Dice 1: Character	Dice 2: Goal/Task	Dice 3: Setting	Dice 4: Device/ Platform	Dice 5: Feelings	Dice 6: Action	Dice 7: Wild Card
Ex: Baby 	Ex: Saves Money 	Ex: Nature 	Ex: Tablet 	Ex: Annoyed 	Ex: Listens 	Ex: Magic 

How to Play:

Roll the dice and use the prompts to create a story. See how many of the prompts you can include in one cohesive story. Try making a silly story and a serious one with the same prompts.

Variation:

Play with a group and individually create a story, then share back the group. See how many different types of stories you can create with the same prompts!

Have fun!

If you do something fun/interesting with your Storydice, let me know!

--Laura | laura@uxdesignededucation.com